

THE SUREFIRE NO-HASSLE GUARANTEE

We'll do what it takes to keep your SureFire gear running smoothly. SureFire warrants that if you — our customer — purchase one of our products, and we determine that it is defective in material and/or workmanship during your lifetime, we will repair or replace it — no hassle!

Our warranty does not cover consumables or normal wear-and-tear — things like batteries draining, headbands and headpads wearing out, ink cartridges running out, and switches wearing out — or damage resulting from abuse, alterations, unauthorized repairs, or use contrary to SureFire's user manuals.

Should you need a replacement product, SureFire reserves the right to replace an obsolete product with a current production, like model. In the event that any issue with a SureFire product is not covered under this warranty SureFire can arrange to have the product repaired for a reasonable fee.

STANDARD DISCLAIMER

Except as specified above or prohibited by applicable law: all express or implied conditions and warranties, including, without limitation, any implied warranty or condition of merchantability or fitness for a particular purpose, or accuracy of any informational content, are hereby excluded and disclaimed by SureFire; and in no event will SureFire be liable for any special, direct, indirect, consequential, incidental or punitive damages howsoever arising and regardless of the theory of liability, even if advised of the possibility of such damages. Products, prices, availability, specifications, and offers are subject to change or cancellation at any time without notice.

WARRANTY CLAIMS

For claims, contact Customer Service at 714-545-9444 to obtain a Return Merchandise Authorization number (RMA#). Then package the unit carefully and send to (no CODs):

SureFire, LLC.
Repairs Department, RMA# _____
17680 Newhope Street, Suite B
Fountain Valley, CA 92708

SureFire will pay any reasonable shipping costs to return the unit to you.



Revision C
71-01-1040
EDCL1-T

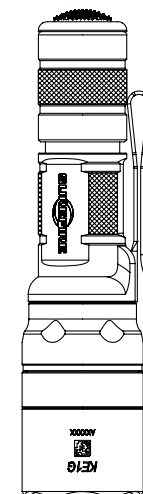
18300 MT. BALDY CIRCLE
FOUNTAIN VALLEY, CA 92708-6122
WWW.SUREFIRE.COM

Patents: RE40125, 6547415, 6712485



SUREFIRE

EDCL1-T DUAL OUTPUT EVERYDAY CARRY LIGHT



TAILCAP

BODY

LED

		EDCL1-T
SPECIFICATIONS	OUTPUT	High: 500 lumens Low: 5 lumens
	RUNTIME	High: 1.0 hour Low: 45 hours
	PEAK BEAM INTENSITY	7,600 candela
	WEIGHT	3.3 oz (95 g)
	LENGTH	4.5 in (11.4 cm)
	BEZEL DIAMETER	1.125 in (2.9 cm)

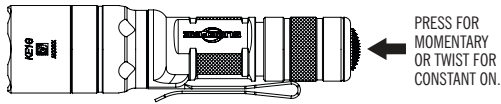
All performance claims tested to ANSI/NEMA FL1-2019 Standard.

USER MANUAL

EDCL1-T

LIGHT OPERATION

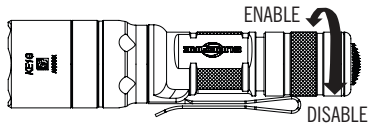
Press lightly for the low output or press fully for the high-output. Twist clockwise for constant on activation.



LOCKOUT TAILCAP (US PAT. RE40125)

Most SureFire illumination tools feature a lockout tailcap, which prevents accidental activation during storage or transport. The tailcap may need to be enabled prior to light operation.

To enable, rotate tailcap clockwise until light activates when tailcap pushbutton is pressed.



To lock out tailcap, rotate counterclockwise until light will not activate when pushbutton is pressed.

BATTERY REPLACEMENT

Most SureFire illumination tools ship preloaded with batteries. To load or replace battery:

1. Unscrew head counterclockwise and remove.
2. Remove depleted battery and dispose of properly.



3. Insert a new 123A lithium battery with its positive (+) terminal oriented forward.
4. Replace head by screwing on clockwise. Press pushbutton (with tailcap enabled) to test.

⚠ WARNING

Use of substandard batteries can cause injury or property damage. Visit www.surefire.com/batterysafety.

BATTERY INFORMATION & WARNINGS

For complete battery information and warnings, reference the enclosed BATTERY INFORMATION / WARNING insert in your illumination tool's original packaging or visit www.surefire.com/batteries.

MAINTENANCE

Wipe with a clean, dry cloth. For tips on maintaining your SureFire illumination tool, visit www.surefire.com/faqs-maintenance.

ACCESSORIES

SureFire makes a full line of accessories for most of its illumination tools. For a complete listing, visit www.surefire.com/parts-accessories.